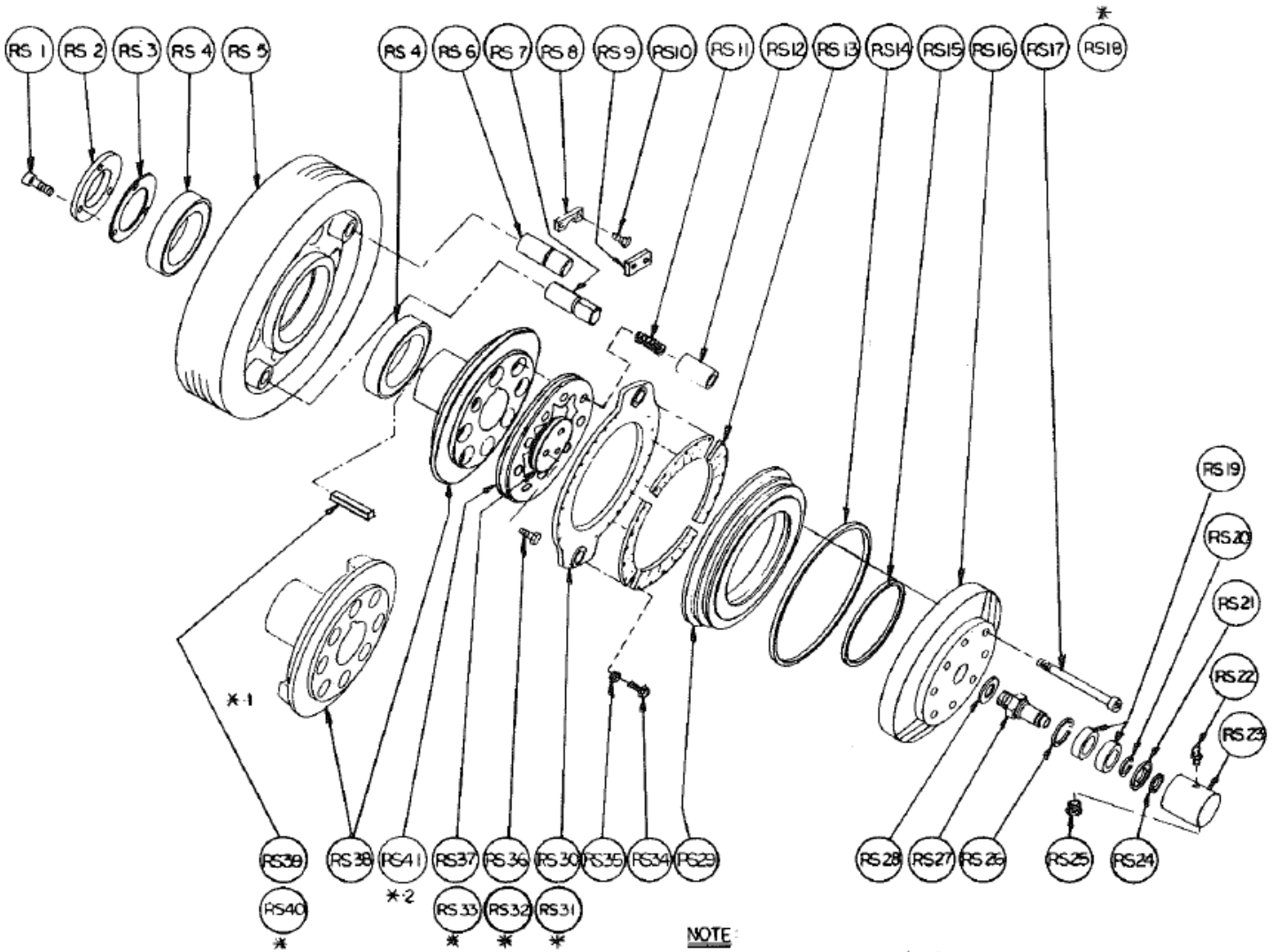


TYPE "SU" AIR FRICTION CLUTCH



NOTE:
*1- CLUTCH BODY FOR "SU" CLUTCH.
*2- USED ON 241-SU & 371-SU CLUTCHES ONLY.

NOTE: Items that are preceded by an asterisk (*) are not illustrated above, and are clarified on page 4

TYPE "SU" AIR FRICTION CLUTCH

MODELS 241 AND 371

CLUTCH SIZE / PART NUMBER

Item No.	Description	Quantity	241-SU Mod.A Dec.1966	241-SU Mod.B May.1972	241-SU Mod.D Aug.1975	371-SU Mod.D Aug.1975
RS-1	Bearing Collar Screw	6 pcs.	1314-3-0027-2	1314-3-0027-2		1314-3-0027-2
	Bearing Collar Screw	3 pcs.			1314-3-0027-2	
RS-2	Bearing Collar	1 pc.	0043-2-0232-2	0043-2-0232-2	3380-B-1826-2	0043-2-0399-2
RS-3	Fw. Bearing Shims					
	.003" Thk. - Green	2 pcs.	0043-2-0238-2	0043-2-0238-2	3124-A-8114-2	3125-A-1124-2
	.005" Thk. - Blue	2 pcs.	0043-2-0239-2	0043-2-0239-2	3124-A-8116-2	3125-A-1125-2
	.0075" Thk. - Trans.	2 pcs.	0043-2-0237-2	0043-2-0237-2	3124-A-8115-2	3125-A-1126-2
RS-4	Flywheel Bearings					
	Timken Cap	2 pcs.	6150-0-1760-2	6150-0-1760-2	6150-0-1760-2	6150-0-1770-2
	Timken Cone	2 pcs.	6151-0-2563-2	6151-0-2563-2	6151-0-2563-2	6151-0-2568-2
RS-5	Flywheel	1 pc.	Check Record	Check Record	Check Record	Check Record
RS-6	Friction Disc Pin - Round	2 pcs.	0042-3-0588-2	0042-3-0588-2	0042-3-0588-2	0042-2-0571-2
RS-7	Friction Disc Pin - Flat	2 pcs.	0042-3-0589-2	0042-3-0589-2	0042-3-0589-2	0042-2-0572-2
RS-8	Keeper Plate - Round	2 pcs.	0043-3-0250-2	0043-3-0250-2	0043-3-0250-2	0043-2-0247-2
RS-9	Keeper Plate - Flat	2 pcs.	0042-3-0427-2	0042-3-0427-2	0042-3-0427-2	0042-3-0439-2
RS-10	Keeper Plate Screws	8 pcs.	1314-3-0008-2	1314-3-0008-2	1314-3-0009-2	1314-3-0012-2
RS-11	Brake Springs	8 pcs.	6661-0-0021-2	6661-0-0021-2	6661-0-0021-2	6661-0-0157-2
RS-12	Drive Pins	8 pcs.	0048-3-0133-2	0048-3-0133-2	0048-3-0133-2	0048-3-0187-2
RS-13	Clutch Linings	16 pcs.	0042-1-0139-2	0042-1-0139-2	0042-1-0139-2	0042-1-0138-2
RS-14	U-Packing - Outer	1 pc.	2314-A-6191-2	2314-A-6191-2	2314-A-6191-2	5920-0-0077-2
RS-15	U-Packing - Inner	1 pc.	5920-0-0045-2	5920-0-0045-2	5920-0-0045-2	5920-0-0053-2
RS-16	Air Cylinder	1 pc.	0048-1-0135-2	3684-C-9221-2	3684-C-9230-2	3684-C-9231-2
RS-17	Air Cylinder Bolts	8 pcs.	1314-3-0029-2	1314-3-0029-2	1314-3-0029-2	1314-3-0029-2
*RS-18	Air Switch Assembly	1 pc.			0048-1-0232-4	0048-1-0232-4
RS-19	Swivel Ball Bearings	2 pcs.	2421-A-3113-2			
	Swivel Ball Bearing	1 pc.		2421-A-3113-2	2421-A-3113-2	2421-A-3112-2
	Swivel Ball Bearing	1 pc.		2422-A-3713-2	2422-A-3713-2	2422-A-3713-2
RS-20	Retainer Ring	1 pc.	Not Used	2125-A-0058-2	2125-A-0053-2	2125-A-0053-2
RS-21	U-Packing	1 pc.	Not Used	Not Used	5920-0-0110-2	5920-0-0110-2
RS-22	Alumite Fitting	1 pc.	2294-A-2101-2	2294-A-2482-2	8393-0-0150-2	8393-0-0150-2
RS-23	Housing	1 pc.	0043-2-0801-2	Not Used	0048-2-0233-2	0048-2-0233-2
RS-24	Spacer Ring	1 pc.	Not Used	3318-A-6112-2	0048-3-0234-2	0048-3-0234-2
RS-25	Reducer Bushing	1 pc.	2222-Z-4208-2	2222-Z-4208-2	Not Used	Not Used
RS-26	Retainer Ring	1 pc.	Not Used	2125-A-1042-2	2125-Z-1039-2	2125-Z-1039-2
RS-27	Swivel Sleeve	1 pc.	0043-2-0036-2	3369-A-9182-2	0048-2-0236-2	0048-2-0236-2
RS-28	Sleeve Gasket	1 pc.	5840-0-0361-2	2311-A-2167-2	0048-3-0237-2	0048-3-0237-2
RS-29	Air Cylinder Piston	1 pc.	0048-1-0136-2	0048-1-0136-2	0048-1-0136-2	0048-1-0024-2
RS-30	Clutch Friction Disc Assembly	2 pcs.	3684-B-4220-4	3684-B-4220-4	3684-B-4220-4	3684-B-4220-4
*RS-31	Clutch Friction Disc	2 pcs.	3491-C-3114-2	3491-C-3114-2	3491-C-3114-2	3491-B-3150-2
*RS-32	Clutch Friction Disc Bush. - Round	2 pcs.	3341-B-6102-2	3341-B-6102-2	3341-B-6102-2	3341-B-6106-2
*RS-33	Clutch Friction Disc Bush. - Flat	2 pcs.	3344-B-9104-2	3344-B-9104-2	3344-B-9104-2	3344-B-9111-2

TYPE "SU" AIR FRICTION CLUTCH

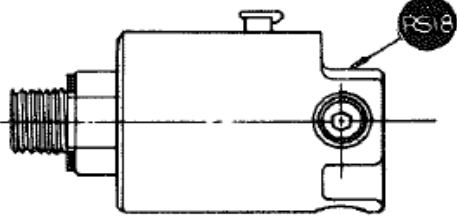
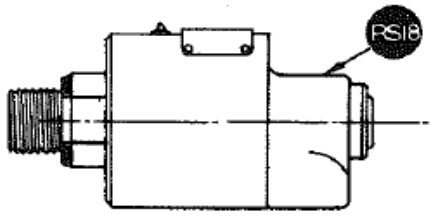
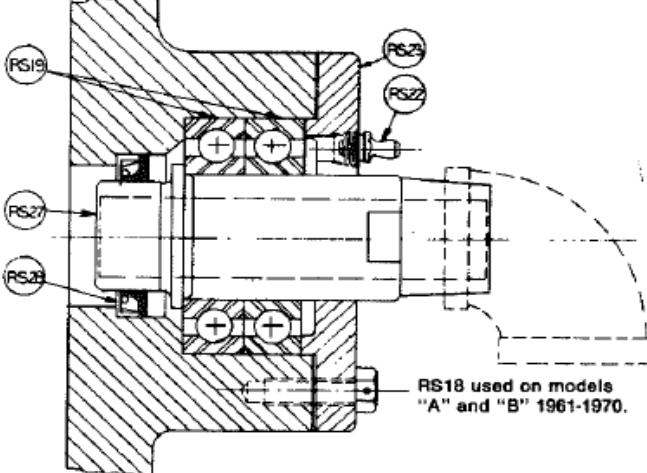
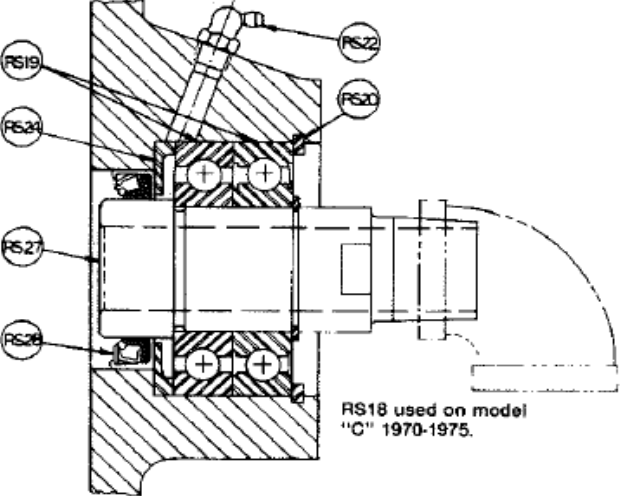
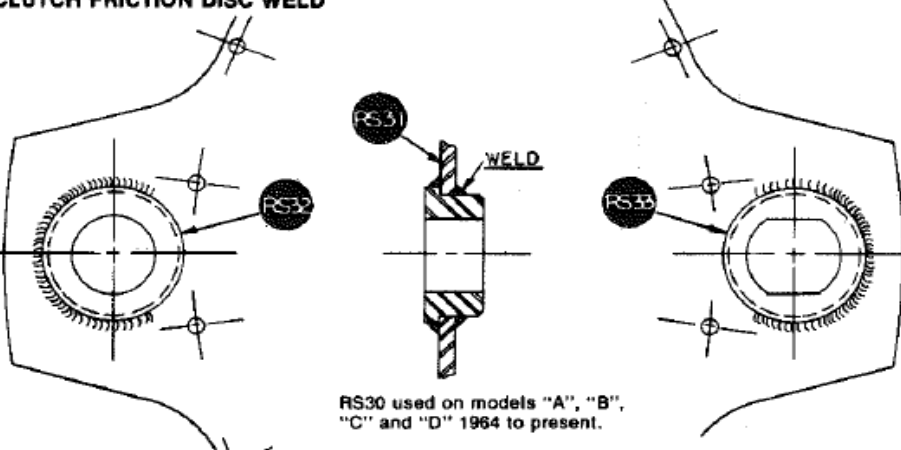
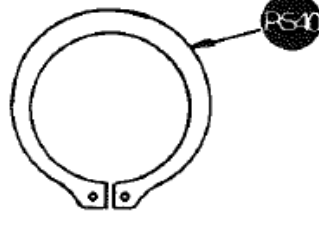
MODELS 241 AND 371

CLUTCH SIZE / PART NUMBER

Item No.	Description	Quantity	241-SU Mod.A Dec. 1966	241-SU Mod.B May 1972	241-SU Mod.D Aug. 1975	371-SU Mod.D Aug. 1975
RS-34	Clutch Lining Screws	48 pcs.	2011-Z-1583-Z	2011-Z-1583-Z	2011-Z-1583-Z	2011-Z-1639-Z
RS-35	Clutch Lining Screw Nuts	48 pcs.	5815-D-0004-Z	5815-D-0004-Z	5815-D-0004-Z	5815-D-0006-Z
RS-36	End Plate Screws	4 pcs.	1314-Z-0018-Z	1314-Z-0018-Z	1314-Z-0018-Z	2011-A-8159-Z
RS-37	End Plate - (Crankshaft)	1 pc.	0043-Z-0242-Z	0043-Z-0242-Z	3266-B-3116-Z	3266-A-3117-Z
RS-38	Clutch Body	1 pc.	0048-1-0137-Z	0048-1-0137-Z	3684-C-9126-Z	3684-D-3127-Z
RS-39	Shaft Key	1 pc.	2531-Z-6469-Z	2531-Z-6469-Z	2531-Z-6469-Z	5360-D-0430-Z
*RS-40	Disc Pin Retainer Ring	4 pcs.	6055-D-0344-Z	6055-D-0344-Z	6055-D-0344-Z	2125-Z-1058-Z
*RS-41	Driving Disc	1 pc.	0043-1-0144-Z	0043-1-0144-Z	0043-1-0144-Z	0043-1-0035-Z

NOTE: - Item numbers that are preceded by an asterisk (*) have been impacted by a design page – see page 4

Below are illustrations showing design changes on the "R" and "SU" clutches.
Below each illustration is the model and approximate years to which they apply.
The items highlighted in black with white numbers are those that are referred to on previous pages.

<p>AIR SWIVEL</p>  <p>RS18 used on type 14-R and 44R models "A", "B" and "C" 1964-1975.</p>	<p>AIR SWIVEL</p>  <p>RS18 used on type 11-SU, 21-SU, 31-SU and 41-SU model "B" 1966-1975.</p>	
<p>AIR SWIVEL PARTS</p>  <p>RS18 used on models "A" and "B" 1961-1970.</p>	<p>AIR SWIVEL PARTS</p>  <p>RS18 used on model "C" 1970-1975.</p>	
<p>CLUTCH FRICTION DISC WELD</p>  <p>RS30 used on models "A", "B", "C" and "D" 1964 to present.</p>		<p>SNAP RING</p>  <p>RS40 used on 241-SU and 371-SU models "A", "B", and "D" clutches only.</p>