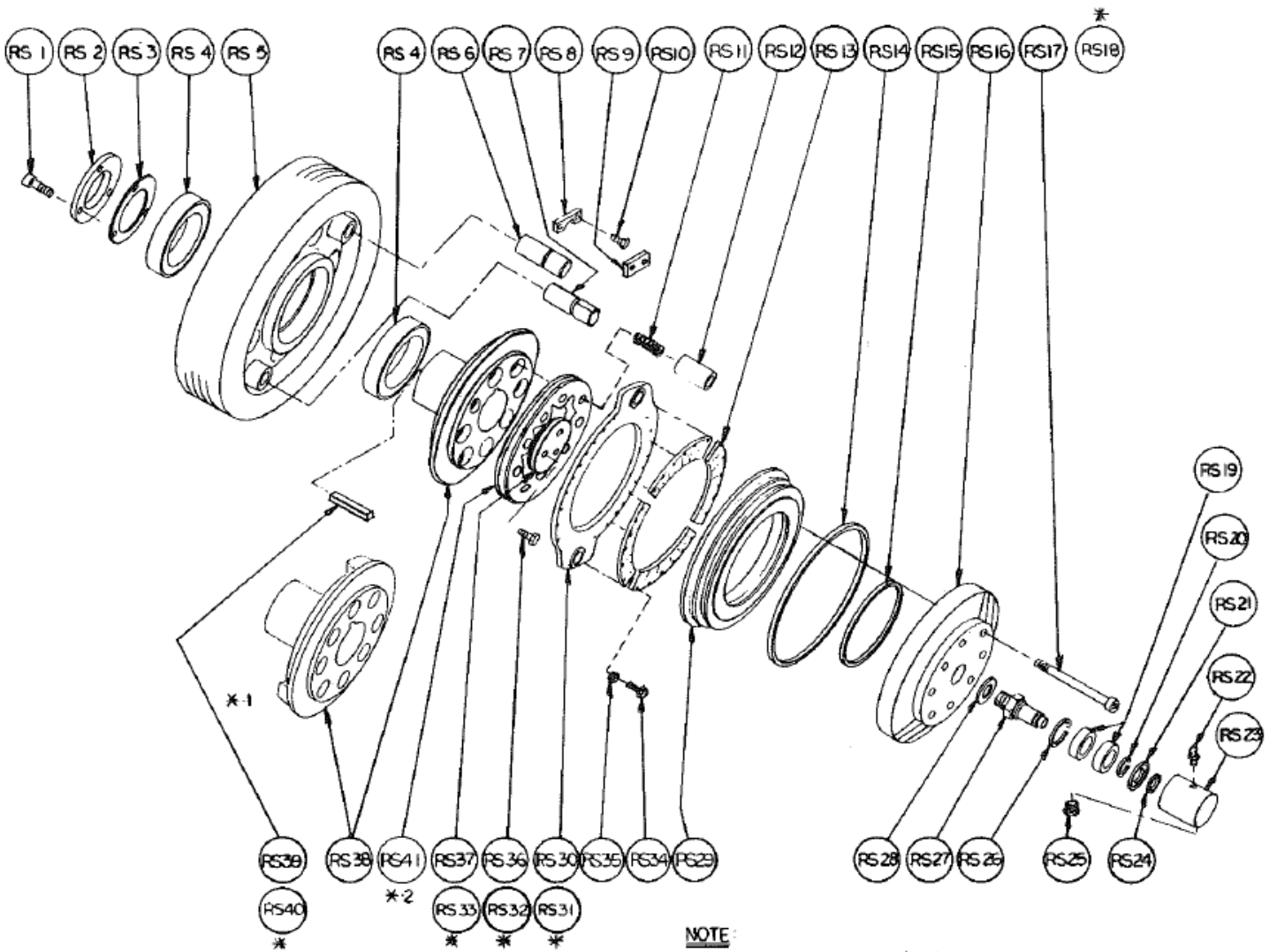


**TYPE "SU" AIR FRICTION CLUTCH**



**NOTE:**  
\*1- CLUTCH BODY FOR "SU" CLUTCH.  
\*2- USED ON 241-SU & 371-SU CLUTCHES ONLY.

**NOTE:** Items that are preceded by an asterisk (\*) are not illustrated above, and are clarified on page 3

# TYPE "SU" AIR FRICTION CLUTCH

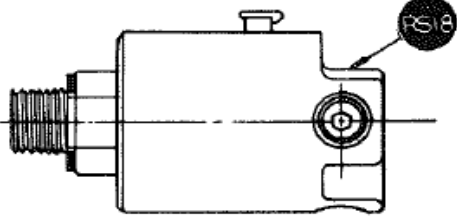
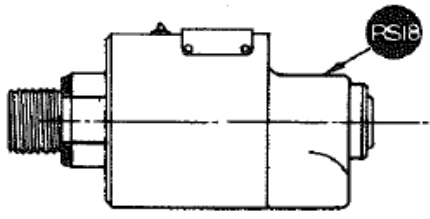
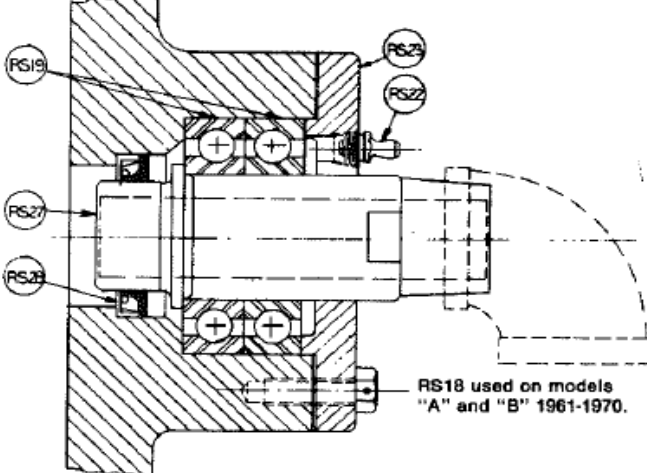
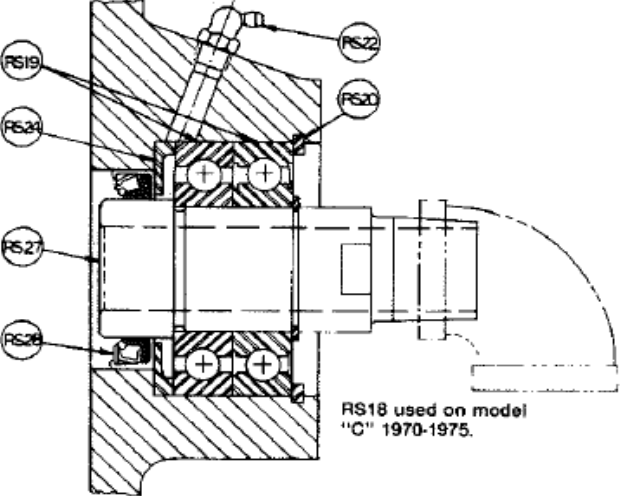
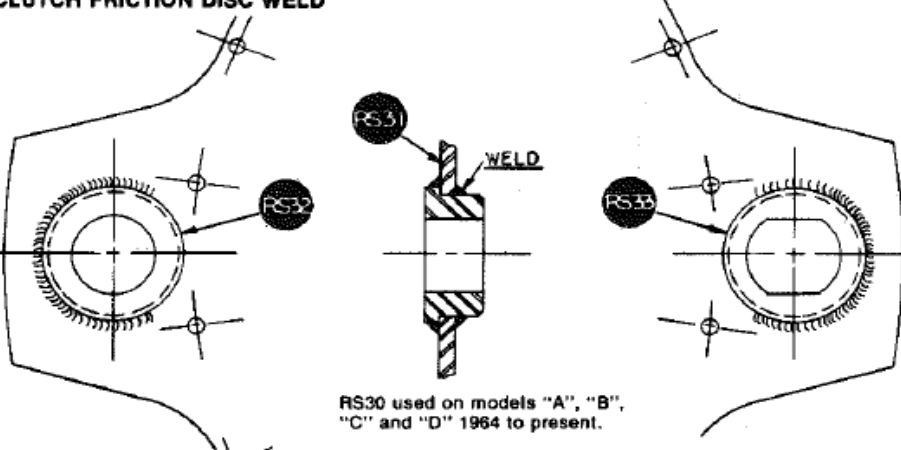
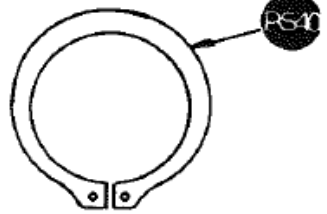
# MODELS 11 AND 21

## CLUTCH SIZE / PART NUMBER

Item No.	Description	Quantity	11-SU Mod.B Dec.1966	11-SU Mod.D Aug.1975	21-SU Mod.B Dec.1966	21-SU Mod.D Aug.1975
RS-1	Bearing Collar Screw	6 pcs.	6326-0-0213-2		6326-0213-2	
	Bearing Collar Screw	3 pcs.		6326-0-0213-2		6326-0-0213-2
RS-2	Bearing Collar	1 pc.	0039-2-0067-2	3383-B-2109-2	0039-2-0067-2	3383-B-2109-2
RS-3	Fw. Bearing Shims					
	.005" Thk. - Blue	2 pcs.	0043-3-0146-2	3124-A-3128-2	0043-3-0146-2	3124-A-3128-2
	.002" Thk. - Red	5 pcs.	0043-3-0147-2	3124-A-3127-2	0043-3-0147-2	3124-A-3127-2
RS-4	Flywheel Bearings	2 pcs.	2422-A-3335-2	2422-A-3335-2	2422-A-3335-2	2422-A-3335-2
RS-5	Flywheel	1 pc.	Check Record	Check Record	Check Record	Check Record
RS-6	Friction Disc Pin - Round	1 pc.	0043-3-0251-2	3263-A-4128-2	0043-3-0251-2	3263-A-4128-2
RS-7	Friction Disc Pin - Flat	1 pc.	0043-3-0288-2	3261-A-6141-2	0043-3-0288-2	3261-A-6141-2
RS-8	Keeper Plate - Round	1 pc.	0043-3-0252-2	0043-3-0252-2	0043-3-0252-2	0043-3-0252-2
RS-9	Keeper Plate - Flat	1 pc.	0042-3-0015-2	0042-3-0015-2	0042-3-0015-2	0042-3-0015-2
RS-10	Keeper Plate Screws	4 pcs.	1314-3-0007-2	1314-3-0007-2	1314-3-0007-2	1314-3-0007-2
RS-11	Brake Spring	3 pcs.	6661-0-0017-2	6661-0-0017-2	6661-0-0017-2	6661-0-0017-2
RS-12	Drive Pins	6 pcs.	0047-3-0036-2	0047-3-0036-2	0047-3-0036-2	0047-3-0036-2
RS-13	Clutch Linings	4 pcs.	0042-1-0093-2	0042-1-0093-2	0042-1-0093-2	0042-1-0093-2
RS-14	U-Packing - Outer	1 pc.	5920-0-0047-2	5920-0-0047-2	5920-0-0053-2	5920-0-0053-2
RS-15	U-Packing - Inner	1 pc.	5920-0-0024-2	5920-0-0024-2	5920-0-0024-2	5920-0-0024-2
RS-16	Air Cylinder	1 pc.	0048-1-0144-2	3684-C-9225-2	0048-1-0142-2	3684-C-9226-2
RS-17	Air Cylinder Bolts	6 pcs.	2013-A-9040-2	2013-A-9040-2	2013-A-9040-2	2013-A-9040-2
*RS-18	Air Swivel Assembly	1 pc.	2290-A-7222-2	0048-1-0231-4	2290-A-7222-2	0048-1-0231-4
RS-19	Swivel Ball Bearing	1 pc.	Not Used	2421-A-3112-2	Not Used	2421-A-3112-2
	Swivel Ball Bearing	1 pc.	Not Used	2422-A-3712-2	Not Used	2422-A-3712-2
RS-20	Retainer Ring	1 pc.	Not Used	2125-A-0053-2	Not Used	2125-A-0053-2
RS-21	U-Packing	1 pc.	Not Used	5920-0-0110-2	Not Used	5920-0-0110-2
RS-22	Alomite Fitting	1 pc.	Not Used	8393-0-0150-2	Not Used	8393-0-0150-2
RS-23	Housing	1 pc.	Not Used	0048-2-0233-2	Not Used	0048-2-0233-2
RS-24	Spacer Ring	1 pc.	Not Used	0048-3-0234-2	Not Used	0048-3-0234-2
RS-25	Reducer Bushing	1 pc.	Not Used	2222-Z-1011-2	Not Used	2222-Z-1011-2
RS-26	Retainer Ring	1 pc.	Not Used	2125-Z-1039-2	Not Used	2125-Z-1039-2
RS-27	Swivel Sleeve	1 pc.	Not Used	0048-2-0236-2	Not Used	0048-2-0236-2
RS-28	Sleeve Gasket	1 pc.	Not Used	0048-3-0237-2	Not Used	0048-3-0237-2
RS-29	Air Cylinder Piston	1 pc.	0048-1-0145-2	0048-1-0145-2	0048-1-0143-2	0048-1-0143-2
RS-30	Clutch Friction Disc Assembly	1 pc.	3684-B-4202-4	3684-B-4202-4	3684-B-4202-4	3684-B-4202-4
*RS-31	Clutch Friction Disc	1 pc.	3491-B-3102-2	3491-B-3102-2	3491-B-3102-2	3491-B-3102-2
*RS-32	Clutch Friction Disc Bush. - Round	1 pc.	3340-A-6111-2	3340-A-6111-2	3340-A-6111-2	3340-A-6111-2
*RS-33	Clutch Friction Disc Bush. - Flat	1 pc.	3344-A-9102-2	3344-A-9102-2	3344-A-9102-2	3344-A-9102-2
RS-34	Clutch Lining Screws	22 pcs.	2011-Z-1582-2	2011-Z-1582-2	2011-Z-1582-2	2011-Z-1582-2
RS-35	Clutch Lining Screw Nuts	22 pcs.	5815-0-0004-2	5815-0-0004-2	5815-0-0004-2	5815-0-0004-2
RS-36	End Plate Screws	2 pcs.	1314-3-0006-2	1314-3-0006-2	1314-3-0006-2	1314-3-0006-2
RS-37	End Plate - (Crankshaft)	1 pc.	0042-3-0019-2	3234-A-0137-2	0042-3-0019-2	3234-A-0137-2
RS-38	Clutch Body	1 pc.	0043-1-0122-2	3684-C-7828-2	0043-1-0122-2	3684-C-7828-2
RS-39	Shaft Key	1 pc.	5560-0-0156-2	5560-0-0156-2	5560-0-0156-2	5560-0-0156-2

NOTE: - Item numbers that are preceded by an asterisk (\*) have been impacted by a design page - see page 3

Below are illustrations showing design changes on the "R" and "SU" clutches.  
Below each illustration is the model and approximate years to which they apply.  
The items highlighted in black with white numbers are those that are referred to on previous pages.

<p><b>AIR SWIVEL</b></p>  <p>RS18 used on type 14-R and 44R models "A", "B" and "C" 1964-1975.</p>	<p><b>AIR SWIVEL</b></p>  <p>RS18 used on type 11-SU, 21-SU, 31-SU and 41-SU model "B" 1966-1975.</p>	
<p><b>AIR SWIVEL PARTS</b></p>  <p>RS18 used on models "A" and "B" 1961-1970.</p>	<p><b>AIR SWIVEL PARTS</b></p>  <p>RS18 used on model "C" 1970-1975.</p>	
<p><b>CLUTCH FRICTION DISC WELD</b></p>  <p>RS30 used on models "A", "B", "C" and "D" 1964 to present.</p>		<p><b>SNAP RING</b></p>  <p>RS40 used on 241-SU and 371-SU models "A", "B", and "D" clutches only.</p>